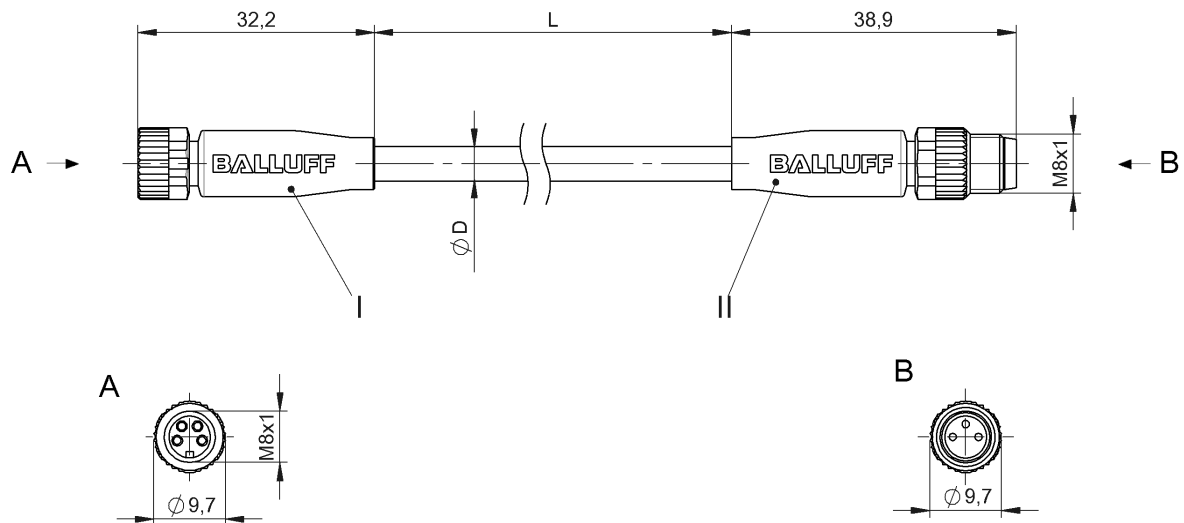


## Double-Ended Cordsets

**BCC M314-M313-30-300-VX8334-015**

**Order Code: BCC0E9Y**

# BALLUFF



### Basic features

Approval/Conformity	CE WEEE
---------------------	------------

### Electrical connection

Bending radius min., fixed cable	5 x D
Bending radius min., flexible cable	10 x D
Cable	PVC gray, 1.5 m, drag chain compatible
Cable diameter D	4.50 mm ±0.15 mm
Cable, bending cycles min.	2 mil.
Conductor cross-section	0.34 mm <sup>2</sup>
Connection 1	M8x1-Female, straight, 4-pin, A-coded
Connection 2	M8x1-Male, straight, 3-pin, A-coded
Number of conductors	3
System	Molded/Molded

### Electrical data

Operating voltage U <sub>b</sub>	60 VDC / 60 VAC
Rated current (40 °C)	4.0 A

### Environmental conditions

Cable temperature UL max., fixed routing	80 °C
Cable temperature UL max., flexible routing	80 °C
Cable temperature, drag chain	-5...60 °C
Cable temperature, fixed routing	-40...105 °C
Cable temperature, flexible routing	5...105 °C
IP rating	IP67, IP69K/IP67, IP69K

### Material

Cable jacket, material	PVC
Material contact carrier	PUR/PUR
Material contacts	Bronze/Brass
Material cover nut	Die-cast zinc or nickel plated brass/Die-cast zinc or nickel plated brass
Material grip	PUR/PUR

### Mechanical data

Acceleration max., drag chain	5 m/s <sup>2</sup>
Cable jacket, color	gray
Cable length L	1.50 m
Cable properties	drag chain compatible
Horizontal travel permitted, drag chain	5 m
Tightening torque pigtail	0.4 Nm/0.4 Nm
Traverse speed max., drag chain	200 m/min
Vertical travel permitted, drag chain	2 m

## Remarks

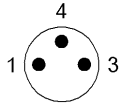
Cable construction acc. to UL-AWM Style 2517

Silicone-free

Flame resistance per IEC 60332-1-2

Enclosure rating per IEC 60529 or 20653, only in screwed state with the associated mating piece.

## Connector Drawings

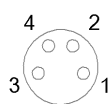


II

PIN 1: brown

PIN 3: blue

PIN 4: black



I

PIN 1: brown

PIN 2: not used

PIN 3: blue

PIN 4: black

## Wiring Diagrams

